



Phonological Awareness Literacy Screening

☒ Pre-K

☒ Kindergarten

☐ Grades 1–3

Sound Shopping

Phonological Awareness / Beginning Sounds



Materials

1. Brown paper bags with one letter written on the outside
2. Beginning sound picture cards



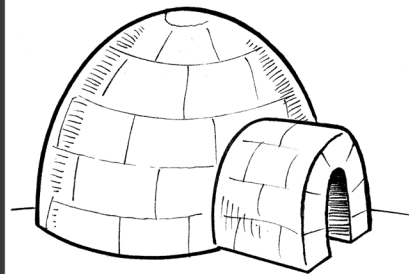







Virginia SOLs

K.4, K.7






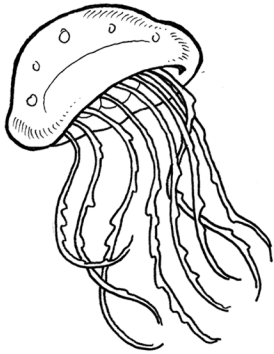
Procedure

1. Each child is given a bag with a letter and is instructed to “go shopping” and only buy those items that begin with the same letter that is on their bag.
2. As the children look through the picture cards spread on a table, they must make the sound of their letter and isolate the beginning sound of each picture to make a match.
3. After placing the correct pictures in the bag, each child shares with the group what was “bought” with the letter.

A-Z Beginning Sound Cards



A-Z Beginning Sound Cards



A-Z Beginning Sound Cards

